



LED FLOOD LIGHTS

FLX-JL01

50W-400W



KINLIGHTS new flood light is a lamp designed with the concept of easy installation and energy saving. Product quality is reliable. IP65 waterproof die-cast aluminum lamp body and glass lens cover design, excellent light efficiency, long life, can be used in harsh weather conditions such as rain and snow, improve the stability and durability of outdoor lighting.

Features

1. AC200-277V universal voltage.
2. Luminous efficacy up to 150LM/W.
3. 3030 high-brightness SMD lamp beads. LM-80 report and .ies files are complete.
5. PF>0.9.
6. Die-cast aluminum lamp body, Akzo high-grade anti-corrosion coating.
7. IP65 outdoor structural waterproof.
8. 5 years reliable warranty.
9. A full set of export certification is complete.

Application

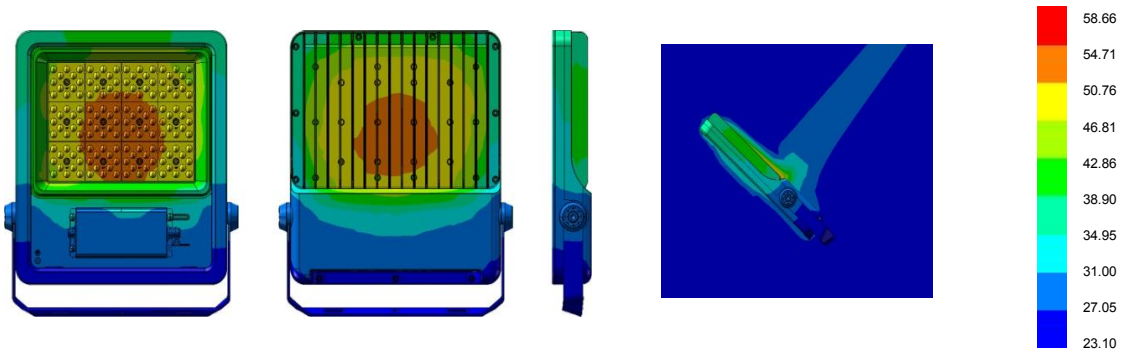
This series of floodlights are widely used in indoor and outdoor places. Protection IP65 design, can be installed in large sports centers, projects on bridges, billboard lighting, villa gardens, outdoor wall washers and various parks. Can be wall mounted, ground mounted, ceiling mounted or high mast mounted.

Product overview



Thermal Control Technology :

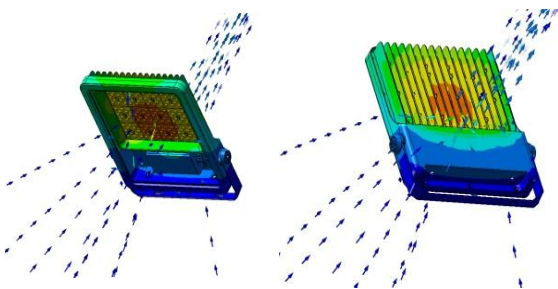
Adopt advanced finite element analysis technology to optimize the heat dissipation structure design of the product. To achieve better cost performance for customers.



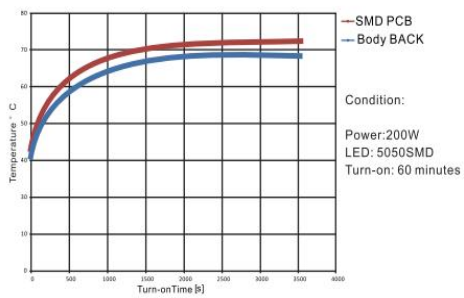
Schematic Diagram of Conduction Heat Dissipation

Effect of lamp heat on air

Unit: °C

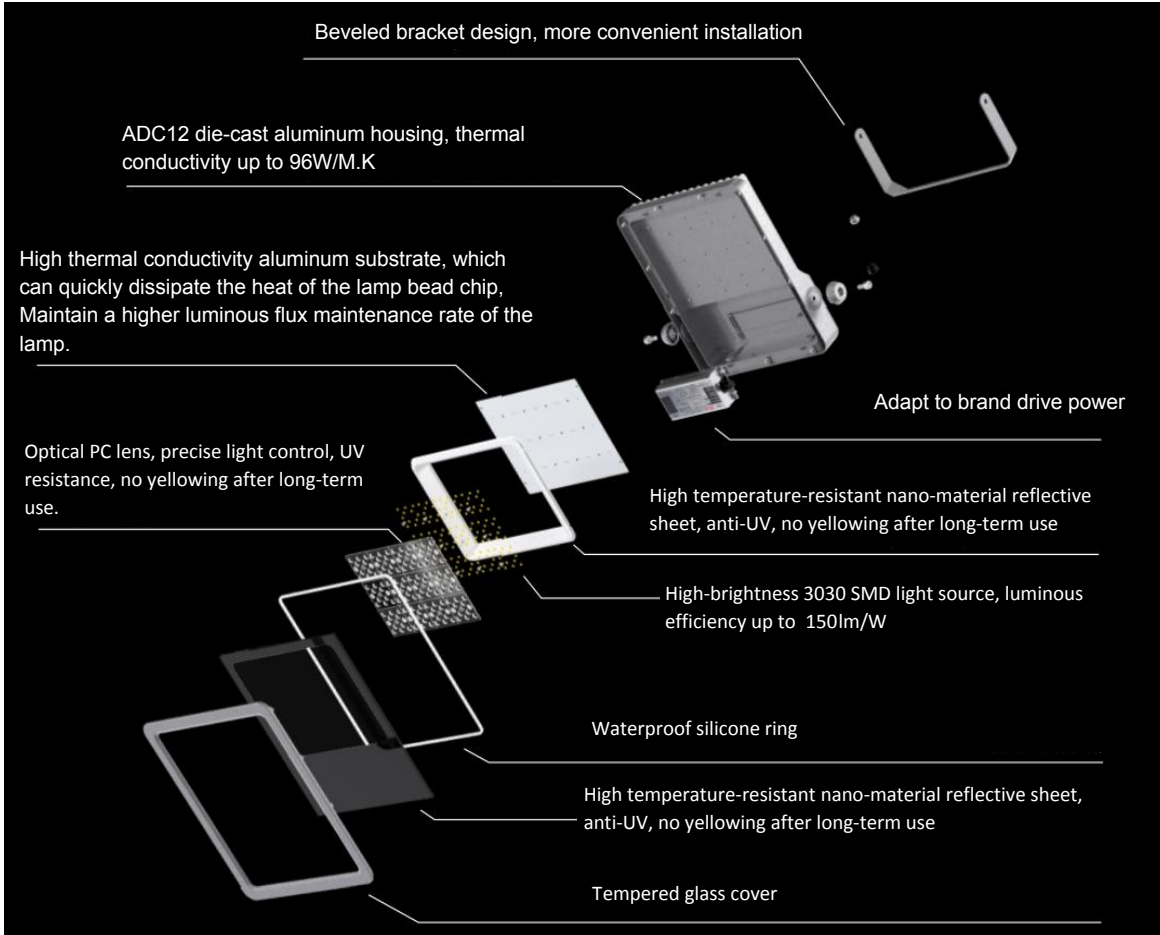


Schematic diagram of convection heat dissipation



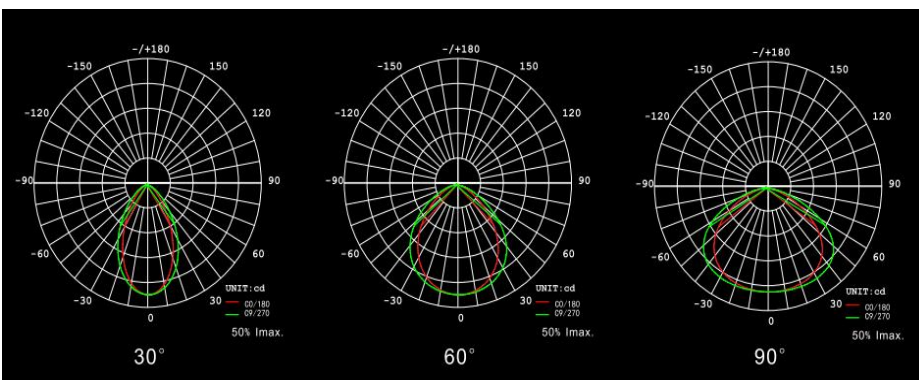


Temperature rise curve

Exploded view:



Optical schematic :



Product Specifications

Electrical parameters						
Model	FLX-JL01-50W	FLX-JL01-100W	FLX-JL01-150W	FLX-JL01-200W	FLX-JL01-300W	FLX-JL01-400W
Input Vol.	AC200-277V, 50/60Hz					
LED Chip	SMD3030					
CRI	Ra>70(Default)/Ra>80					
CCT	3000~6500K					
Beam Angle	30° 60° 90°120°					
Luminous Efficiency	140LM/W 150LM/W 170LM/W					
Luminous Flux	7500Lm	15000Lm	22500Lm	30000Lm	45000Lm	60000Lm
Basic parameters						
Degree of protection	IP65&IK08					
Environment temperature	-25°C ~+45°C					
Housing Color	Black (Default)/Grey					
Body Material	ADC12 die-cast aluminum					
Protective cover	Tempered glass					
Warranty	5 years					

Lens model :

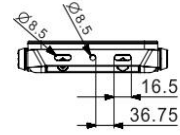
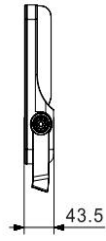
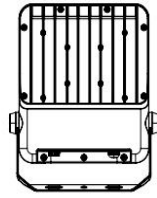
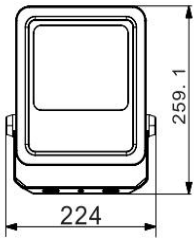


Reflective model :

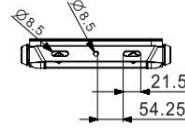
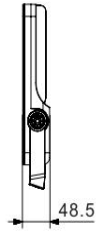
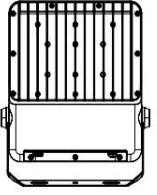
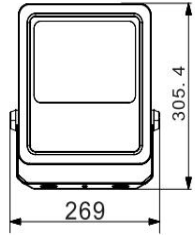


Product Size:

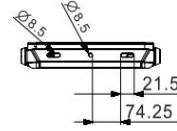
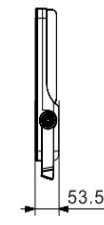
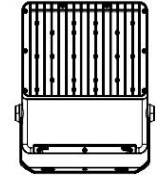
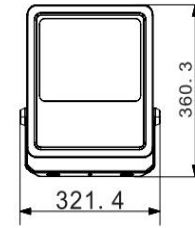
Unit: mm



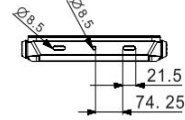
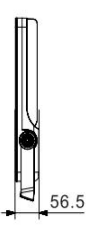
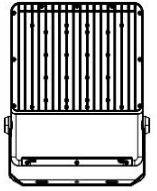
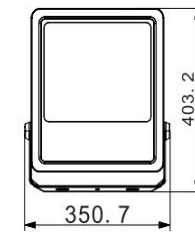
50W



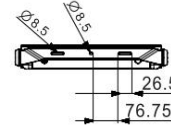
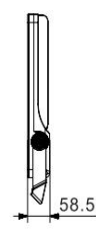
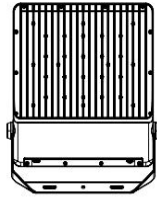
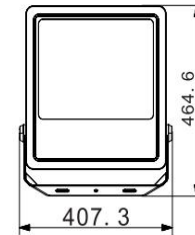
100W



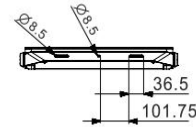
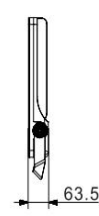
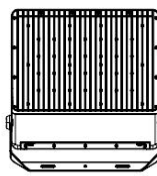
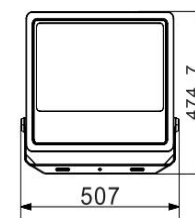
150W



200W



300W



400W

Application & Installation :

